

1. Go to NIPR.com
2. Click on **Licensing Center** at the top of the page
3. Please be sure to Review State-Specific Requirements prior to submitting your application

The screenshot displays the NIPR website interface. At the top, the NIPR logo (National Insurance Producer Registry) is on the left, and navigation links for LICENSING CENTER, PRODUCTS & SERVICES, ABOUT NIPR, and HELP are on the right. A dropdown menu for LICENSING CENTER is open, listing: Overview, Apply for a License, Add a Line of Authority, Renew a License, Change Contact Info, Attachments Warehouse, About Licensure, and Review State-Specific Requirements. Below the menu is a red-bordered alert box with a warning icon and the title "Oregon Pharmaceutical Representative License Applicants". The alert text states: "Effective January 1, 2022 the state of Oregon requires all individuals marketing or promoting pharmaceutical products to health care providers to obtain and maintain a valid license issued by the state's Department of Consumer and Business Services. Please [click here](#) to review additional information related to this requirement and for information on how to submit your license application." Below the alert is a horizontal separator line. At the bottom, there are two dark blue buttons: "Licensing Center" with a "Learn More" link, and "Products & Services" with a "Learn More" link. Below each button is a short descriptive paragraph.

**Licensing Center** [Learn More](#)

NIPR's Licensing Center is a one-stop resource with everything you need to know about obtaining, renewing and managing producer and adjuster licenses through NIPR.

**Products & Services** [Learn More](#)

NIPR offers several products and services to assist insurance companies and state insurance departments with the monitoring and/or regulation of insurance professionals.

### State Requirements

Are you eligible to apply for a license or renew a license? Knowing your state requirements for insurance licensing is an important step before applying for a license. Select the state and license type to read the requirements to determine your eligibility.

What are you interested in?

First Time License / New License / Line of

First time Licensee / New License

**First Time License / New License / Reinstatement / Add Line of Authority:** A first-time applicant is an applicant for an insurance license that has never held a license before in the state and must meet that state's license requirements. Note: Several states also require those who failed to renew within the renewal period to submit a new license application.

**License Renewal:** Renewal - Continuation of the license or appointment beyond the original date of expiration. Renewals vary from annually to every four years and most resident individual renewals have a continuing education requirement that must be met prior to the state accepting the license renewal request.

**Change Contact Information:** Actively licensed **individuals** may use the contact change request tool to submit requests to update physical address(es), email address(es), and phone numbers. For **business entity** changes, view the list of participating states and their business rules on the [Contact Change Information](#) page.

North Carolina

Select the state of the license

North Carolina

**Resident:** A resident holds a residence or primary place of business in a specific state.

Are you a resident or non-resident of the selected state?

I am a Resident

**Non Resident:** A non-resident is licensed as a resident in a specific state and seeking licensure in another state.

I am a Resident

Are you an Insurance Producer or Insurance Adjuster?

Producer / Other

**Producer** An insurance producer is a general term applied to anyone who engages in the sale of insurance products. Producers must be licensed by the state in which they wish to sell insurance. Insurance Producer - A person required to be licensed under the laws of this state to sell, solicit or negotiate insurance.

Producer

**Other** includes all other license types offered by the state via NIPR. Including but not limited to Advisers, Surplus Lines Brokers, TPA's, Title Agents, Appraisers, Motor Club Representatives, Portable Electronics, etc.

**Adjuster** An insurance adjuster, or claims adjuster, is a person who investigates claims to determine how much (or if) your insurer should pay for damage or loss.

Individual

Identify Licensee

Individual

**Individual:** An individual that holds or is attempting to apply for a license.

**Business Entity:** An entity is an agency, organization, partnership, or LLC that holds or is attempting to apply for a license.

Submit

After reviewing the requirements, click the Apply Now button when ready to apply.

The screenshot shows the NIPR National Insurance Producer Registry website. The top navigation bar includes 'LICENSING CENTER', 'PRODUCTS & SERVICES', 'ABOUT NIPR', and 'HELP'. The main content area is titled 'State Requirements' for 'North Carolina / Resident Licensing / Individual'. It features two buttons: 'Search Again' and 'Apply Now'. A red arrow points from the 'Apply Now' button on the page to a separate box labeled 'Apply Now' on the right. Below the main content, there are three expandable sections: 'Fees', 'Lines of Authority', and 'Rules and Requirements', each with a plus sign icon.

Select as an **Individual entity** if you are applying for initial application

The screenshot shows the 'Identify Licensee' page on the NIPR website. The top navigation bar is the same as in the previous screenshot. Below the navigation bar, there is a 'My NIPR' section with a 'Guest User' dropdown. The main content area has two options: 'Individual' (Sign in as an individual) and 'Business Entity' (Sign in as a business entity). A red arrow points from a box labeled 'Individual' to the 'Individual' option. The bottom of the page features a dark blue footer with the NIPR logo, address (1100 Walnut Street, Suite 1500, Kansas City, MO 64106), and contact information (Need Assistance? Call (855) 674-6477). To the right of the footer is a grid of links: Licensing Center, Products & Services, About NIPR, Help, Get the Free Mobile App, News & Events, NIPR Jobs, and Contact Us.

You will be asked for **TWO** levels of identifying information:

- License Number
- National Producer Number (NPN)
- Your SSN

➤ **Last Name**

If you have not been licensed in any state before, you will need to enter your last name and SSN.

You will also need to provide your **Date of Birth**

The screenshot shows the 'Identify Licensee' section of the NIPR website. The header includes the NIPR logo and navigation links: LICENSING CENTER, PRODUCTS & SERVICES, ABOUT NIPR, and HELP. Below the header, the user is identified as 'Guest User'. The main heading is 'Identify Licensee' with a sub-heading 'Individual'. The 'Search Type' section has three radio buttons: 'License Number', 'National Producer Number (NPN)', and 'Social Security Number (SSN)', with the latter selected. Below this, there is a prompt 'Select one identifier above'. The 'Last Name' field contains 'Taylor' and the 'SSN' field contains '123-45-6789'. A checkbox labeled 'I accept the NIPR Use Agreement' is checked. At the bottom, there are 'Back' and 'Next' navigation buttons.

The screenshot shows the 'Authorization' section of the NIPR website. The header is identical to the previous screenshot. Below the header, the user is identified as 'Guest User'. The main heading is 'Authorization' with the instruction 'Please verify your identity by providing your date of birth'. A callout box on the left contains the text 'Date of Birth: MM/DD/YYYY' with a red arrow pointing to the 'Date of Birth' field. The 'Date of Birth' field contains '11/27/1999'. At the bottom, there are 'Back' and 'Next' navigation buttons.

Once 'logged in', press **START** to begin the application process

 Start

Start



Resume

No incomplete applications available



Order History

Review order statuses and receipts



Change Licensee

Identify another licensee to work with

 Message Center

**NIPR Mobile - All of your insurance licensing information at your fingertips.**




The NIPR mobile app lets insurance professionals licensed by a state department of insurance view their demographic, licensing, and appointment information. Mobile users are also able to subscribe to renewal notification reminders. [Click here for more information.](#)

**Announcements**

- Current or previously licensed users may click **Start** to access a detailed report of your licensing data. If one is available, you can select to run your free report, or purchase an additional one if needed.
- Contact Change Request (CCR) has been updated to now allow Business Entities.

Select Product

TAYLOR

<b>Producer Licensing</b>		<b>Product Type</b>	<input checked="" type="radio"/> Producer Licensing <input type="radio"/> Adjuster Licensing <input type="radio"/> Other Licensing
<b>Initial</b>		<b>Application Type</b>	<input checked="" type="radio"/> Initial <input type="radio"/> Renewal <input type="radio"/> Add Line Of Authority
<b>Resident</b>		<b>Residency Type</b>	<input checked="" type="radio"/> Resident <input type="radio"/> Non-Resident <input type="radio"/> Non-Resident (No Home State)

 Back

Next 

If you have any problems, please reach out to NIPR via:

**Email:** [customerservice@nipr.com](mailto:customerservice@nipr.com)

or

**Call:** 855.674.6477